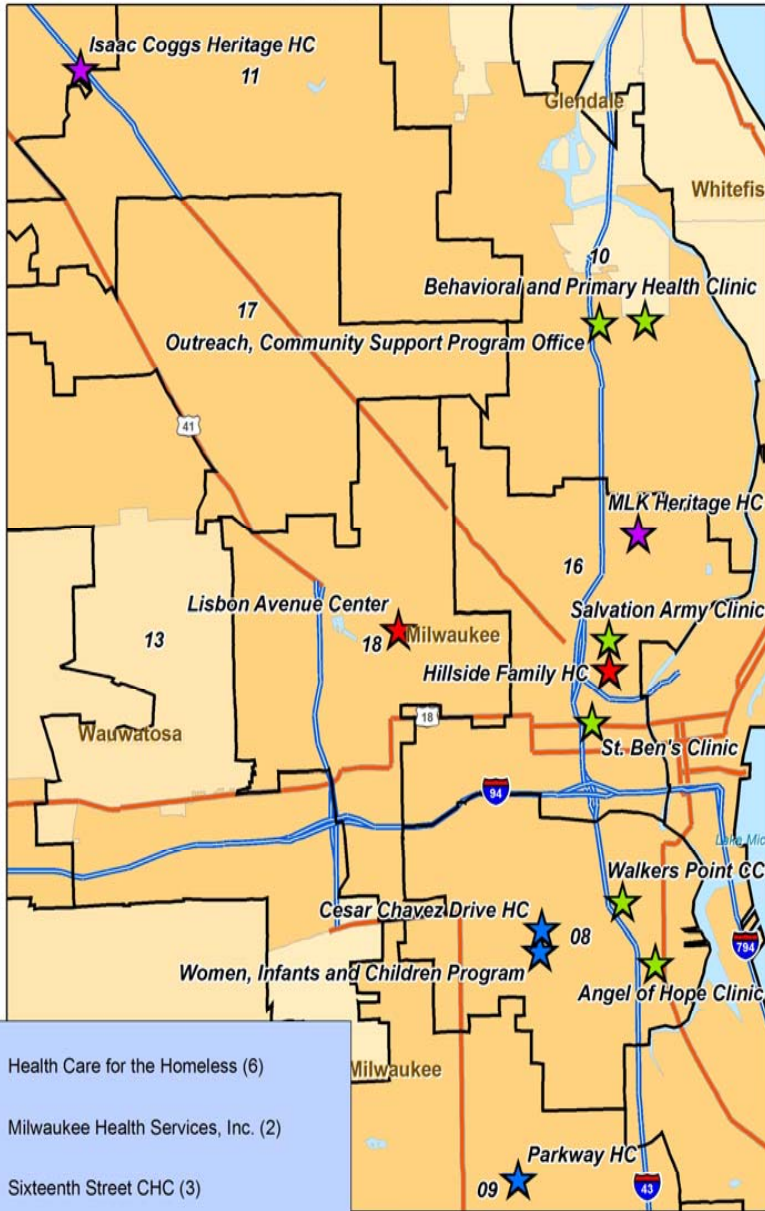






Milwaukee CHC Service Delivery Sites

w/ Assembly Districts



-  Health Care for the Homeless (6)
-  Milwaukee Health Services, Inc. (2)
-  Sixteenth Street CHC (3)
-  Westside Health Care Association, Inc. (2)

MILWAUKEE'S COMMUNITY HEALTH CENTERS



***“ADVANCING HEALTH CARE
ACCESS FOR ALL”***

Health Care for the Homeless of Milwaukee

711 West Capitol Drive
Milwaukee, WI 53206-3328
Assembly District: 10, 8, 16
Senate District: 3, 4, 6
Executive Director: N. Lee Carroll
414/374-2400
lee@hchm.com



Satellite Sites:

- Behavioral and Primary Health Clinic – 210 West Capitol Drive
- Angel of Hope Clinic – 209 West Orchard Street
- Walkers Point Community Clinic – 611 West National, Suite 400
- St. Ben's Clinic – 1027 North 9th Street
- Salvation Army Clinic – 1730 North 7th Street

Number of Medical Patients Served in 2006: 5,437

Number of Behavioral Health Patients Served in 2006: 1,844

Number of Enabling Services Provided Patients in 2006: 3,725

Patient Insurance Status 2006:

- 83% Uninsured
- 12% Medicaid
- 4.5% Medicare
- .5% Private Insurance

Patient Income Status 2006:

- 66% Below Poverty Level
- 6% Between 100 - 200% of Poverty Level
- 28% Unknown

Patient Demographics 2006:

- 53% Black
- 21% White
- 24% Hispanic/Latino
- 2% Asian/Pacific Islander / American Indian

Milwaukee Health Services, Inc.

2555 N. Dr. Martin Luther King Jr. Drive
Milwaukee, WI 53212-2799
Assembly District 10, 12
Senate District 4
President and CEO: C.C. Henderson
414/372-8080
cchenderson@mhsi.org
<http://www.mhsi.org>



Satellite Site:

- Isaac Cogs Health Connection – 8200 W. Silver Spring Drive

Number of Medical Patients Served in 2006: 23,398

Number of Dental Patients Served in 2006: 4,823

Patient Insurance Status 2006:

- 51% Medicaid
- 33% Uninsured
- 10% Medicare
- 6% Private Insurance

Patient Income Status 2006:

- 90% Below Poverty Level
- 3% Between 100 - 200% of Poverty Level
- 7% over 200% of Poverty Level

Patient Demographics 2006:

- 83% Black
- 8% Hispanic/Latino
- 7% White
- 1% Unreported
- 1% Asian/Pacific Islander / American Indian

Sixteenth Street Community Health Center

1337 S. Cesar Chavez Drive
Milwaukee, WI 53204-2712

Assembly District 8, 9
Senate District 3

Executive Director: John Bartkowski, DrPH
414/672-6220

Bart@sschc.org

<http://www.sschc.org/>



Satellite Sites:

- Cesar Chavez Health Center, 1032 S. 16th Street
- Parkway Health Center, 2906 S. 20th Street
- WIC Clinic and HIV Outreach - 1337 S. Cesar Chavez Drive

Number of Medical Patients Served in 2006: 16,130

Number of Dental Patients Served in 2006: 1,618

Behavioral Health Patients Served in 2006: 2,108

Patient Insurance Status 2006:

- 54% Medicaid
- 28% Uninsured
- 14% Private Insurance
- 4% Medicare

Patient Income Status 2006:

- 58% Below Poverty Level
- 22% 100-200% of Poverty Level
- 3% Over 200% of Poverty Level
- 17% Unknown

Patient Demographics 2006:

- 82% Hispanic
- 10% White
- 3% Black
- 2% Asian
- 2% Unreported
- 1% American Indian

Westside Healthcare Association, Inc.

3522 W. Lisbon Ave
Milwaukee, WI 53208

Assembly Districts 16, 18
Senate District 6

Executive Director: Jenni Sevenich
414/935-8000

jenni.sevenich@wha-milw.org



Satellite Site:

- Hillside Family Health Center – 1452 N. 7th Street

Number of Medical Patients Served in 2006: 4,097

Number of Dental Patients Served in 2006: 1,963

Patient Insurance Status 2006:

- 56% Medicaid
- 14% Public Insurance
- 10% Uninsured
- 11% Private Insurance
- 9% Medicare

Patient Income Status 2006:

- 9% Below Poverty Level
- 27% Between 100 - 200% of Poverty Level
- 1% Over 200% of Poverty Level
- 63% Unknown

Patient Demographics 2006:

- 84% Black
- 5% Unreported
- 4% White
- 4% Hispanic/Latino
- 3% Asian/Pacific Islander

Milwaukee's Community Health Centers

Services Offered

Health Care Home

In 2006, Milwaukee's four federally-funded Community Health Centers served as the medical home to over 60,000 area residents. If not for the Health Center in their community, many would have had difficulty accessing health services due to their linguistic, financial, or geographical barriers.

Safety Net

Each Health Center provides care to anyone who walks in their door, regardless of insurance status or ability to pay. Therefore, Milwaukee's Health Centers make up the core of health care safety net providers who serve people in need.

Patient Care

Health Centers provide comprehensive primary health care (i.e., medical, dental, and mental health care) for adults, children and families. Most services are provided on-site. Some maintain evening and/or weekend hours, all provide care at multiple sites and employ multilingual staff.

Governance Structure

Health Centers are private, non-profit corporations created through the initiative of local citizens interested in bringing health care to their areas. They are governed by consumer-majority boards of directors, and thus truly represent the community they serve.

Funding

Health Centers receive federal and state operating grants. They are required to bill third-party payers for the patients who have coverage, which helps offset the cost of the Health Center's other operations. This allows them to spend their federal grant dollars to cover the cost of caring for the uninsured.

Primary Care

- Immunizations
- Chronic Disease Management
- Physicals
- Well-Child Checks

Dental & Oral Health Care

- Dentures
- Root Canals
- Fillings

Behavioral Health

- Medication Management
- Therapy
- AODA

Enabling Services

- Interpretation
- Culturally competent providers
- Transportation
- Links to social services
- Outreach
- Education

